


# VIBES DOCUMENTATION

## Vibes Developer Resources


Everything you'll need to know about how to use Vibes APIs.  
Choose your product line to get started...



The graphic for Vibes Platform for Developers features a central smartphone icon. To its left is a yellow code editor window with code symbols. To its right are two purple user profile icons. Below the phone is a purple gear icon with a lightning bolt, symbolizing integration or development. The background is a gradient of red and purple.

**vibes**  
PLATFORM for Developers


Use our APIs, Push Notifications SDK and other tools to integrate your system with our platform.



The graphic for Vibes Connect for Developers features a central rocket ship launching upwards. To its left are two purple message bubbles, one containing a checkmark. To its right is a purple code editor window. The background is a gradient of purple and blue.

**vibes**  
CONNECT for Developers

Use our Connect APIs to route transactional SMS & MMS messages between endpoints and devices.




A blue line-art icon of a globe inside a browser window frame.

**Need More Info?**  
Visit us at [www.vibes.com](http://www.vibes.com)



The logo for 'THE vibe by Vibes' features the word 'THE' in a small font above 'vibe' in a large, bold, lowercase font. Below 'vibe' is a lightning bolt icon followed by 'by Vibes' in a smaller font.

Check out our  
**Mobile Marketing blog**



A blue line-art icon of a paper plane.

**24/7 Support**  
Email [live@vibes.com](mailto:live@vibes.com) or  
call 1-877-834-9566.