


VIBES DOCUMENTATION

Vibes Developer Resources


Everything you'll need to know about how to use Vibes APIs.
Choose your product line to get started...



The graphic for Vibes Platform features a central smartphone icon. To its left is a yellow code editor window with code symbols. To its right are two purple speech bubbles, one containing a gear icon. Further right are two user profile icons with horizontal lines representing text. The background is a gradient of red and purple.

vibes
PLATFORM for Developers


Use our APIs, Push Notifications SDK and other tools to integrate your system with our platform.



The graphic for Vibes Connect features a central rocket ship launching upwards. To its left are two purple speech bubbles, one containing a checkmark. To its right is a blue code editor window with code symbols. The background is a gradient of purple and blue.

vibes
CONNECT for Developers


Use our Connect APIs to route transactional SMS & MMS messages between endpoints and devices.



Need More Info?
Visit us at www.vibes.com



**Check out our
Mobile Marketing blog**



24/7 Support
Email live@vibes.com or
call 1-877-834-9566.